



# STEIGER STREETS

## A HANDBOOK FOR STREET EVANGELISM



steiger

The Steiger logo, featuring two parallel white diagonal lines slanted upwards from left to right, followed by the word "steiger" in a lowercase, sans-serif font.

# INTRODUCTION

A core part of every Steiger City Team is a commitment to bold and creative evangelism. We preach on the streets, in nightclubs, at universities and wherever the Global Youth Culture gathers.

Sadly, there is not enough clear gospel proclamation outside the church today. When it does happen, it often fails to connect. Jesus was relevant and effective, and we want to be like Him.

He knew his culture and used vivid stories and imagery to capture the imagination of his audience in a powerful way. Following His example, we push ourselves to be present in the secular scene. We go to bars and clubs, attend concerts, galleries, movie screenings, rallies, and protests. This helps us to really get to know people.

Equipped with this insight, we use art, dance, music, graffiti, theater, and many other creative ways to share the love of Jesus. These creative tools spark gospel conversations leading to long-term discipleship relationships.

While we push ourselves to be relevant, sharing the Gospel on the streets will always be difficult and foolish; we don't let this stop us. Because when we have the courage to boldly preach the Gospel on the streets, people will respond!




This is also a catalyst for followers of Jesus from local churches to engage in similar evangelism. Anyone can share the Gospel, so we encourage all believers to get out on the streets with us. We offer training and opportunities for those who want to join us in reaching their city for Jesus.

Steiger Streets is a catalytic force embedded within every Steiger City Team that mobilizes followers of Jesus to reach young people who would not walk into a church.


We're praying for an unstoppable move of God, marked by the clear, unashamed, unreserved, revolutionary preaching of the message of Jesus on every street, university, club, festival, and every corner of our cities!

# STREET EVANGELISM IDEAS

## COLOUR CODE:

-  Easy to Use / Beginner Friendly
-  Medium Difficulty / Needs preparation / Specific Material
-  Specific Skills Needed / Rehearsal Needed / Large Scale

**PUBLIC WORSHIP:** Never underestimate the power of public worship. It has the power to break ground and will also prepare your hearts in God's presence. Spend at least as much time in worship as you would be spending on the streets sharing the Gospel. (God rewards those who seek him with a desperate heart. Hebrews 11:6.)



## ICE BREAKERS:

The goal of using ice breakers is both to help Christians who do not feel comfortable in stopping someone on the street for a conversation, and to help naturally steer a conversation toward the Gospel.

**VIDEO INTERVIEW TEAM:** Make a list of questions from general to more profound. Lead the conversation to what they think about Jesus.

(Ex: What is your passion? / What is your purpose in life? / Why do you think we all look for purpose? / Do you consider yourself to be spiritual? / When I say "Jesus," what does it represent to you personally?)

**MATERIALS:** video camera or phone to record, list of questions (if the person doesn't want to be recorded, have a paper to write down his or her answers).

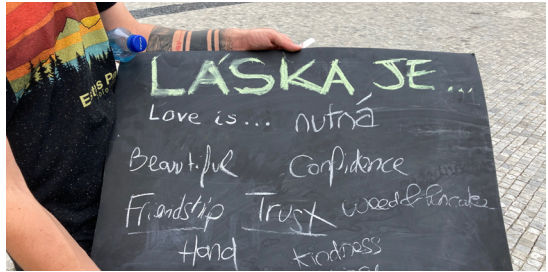


**QUESTION SIGN:** On a blackboard or cardboard, write the beginning of a declarative sentence.

(Ex: LOVE IS ... / MY GENERATION IS... / DEATH IS...)

Ask people on the street to complete the sentence with one word. You can ask them why they chose that word, and then share your biblical perspective on the subject and how Jesus sees it.

**MATERIALS:** cardboard or blackboard (better), chalk or pen



**CHALKS:** Write words on the ground such as freedom, fear, and love. Ask people to participate by writing a word, and sharing what this means to them. (This activity is child friendly.)

**MATERIALS:** different color chawks, a bottle of water to wash it off.



**MIRACLE CHAIR:** Invite people to sit down on the Miracle Chair. Share that it is free, that the chair itself is nothing miraculous, but that we want to pray over them. Ask them what area of their life they might need a miracle, and pray accordingly (ex: for healing, breakthrough, freedom, blessing...)

**MATERIALS:** a chair (the cooler looking the better), a nice cardboard sign with the words “MIRACLE CHAIR” written on it



**MESSAGE FOR YOUR FUTURE:** With a jar full of Bible verses, invite people passing by to pick a “Message of Hope”, a “Message for Your Future”, or any way you may phrase it to attract people to interact with you.

**MATERIALS:** a nice jar, some Bible verses (printed or written nicely) in a translation that youth may understand.

**EXAMPLES OF BIBLE VERSES:**  
Jeremiah 29:11 For I know the plans...

Psalms 139:16 ... all the days ordained for me ...

Joshua 1:9 Do not be afraid; do not be discouraged...



**THE GREAT MASTERPIECE:** Set up a Mirror covered with a black cloth on an easel or in your hands. Ask people passing by if they want to see the greatest Masterpiece ever created. Once you unveil it and they see themselves in the mirror, you can lead the conversation to the fact that they were intentionally made, and that they are a masterpiece, created for a purpose.

**MATERIALS:** mirror, cloth to cover the mirror, easel (optional).



**THE TARGET OF LOVE:** Set up a target and invite people to try three times to hit the center. Each time they throw, have them take two steps back. Ask them what they think it represents. You can easily introduce the concept of sin without ever having to refer to the word, by simply pointing out that failing to love is what separates us from our purpose and from God.

**MATERIALS:** homemade or store-bought bullseye (Ikea), something to throw at it (chalk, arrows, paint...), a sign with the words, "The Target of Love" written on it.







**TAKE AND LEAVE:** Invite people to a table where they will find two bowls. Then invite them to write on a piece of paper something in their life that they would like to get rid of or leave behind (an addiction, a bad experience, a toxic relationship, pain...) and burn it in the first bowl. They will find in the second bowl a Bible verse of encouragement so they can replace what they left behind with a promise over their life.

**MATERIALS:** a table, two metallic bowls, a trivet for the burning bowl, papers, pens, Bible verses, signs (saying "Take" and "Leave"), a lighter, a bottle of water (for the fire), barbecue pellets.



**FOUR POINTS:** Print or paint these four symbols: <3, %, +, ?. Then use a table or a surface and invite people to organize these four symbols into a story that makes sense to them. Then it is your turn to share the story of the Gospel with these four symbols:

-  God Made us, in His infinite love to have a relationship with us.
-  We have separated ourselves from Him.
-  He came to earth and payed the ultimate price on the Cross to make a way for us to have a relationship with Him again.
-  Will you trust him by answering to his invitation )

**MATERIALS:** four signs made of thick paper or cardboard - one for each symbol, table (optional)

Original concept: [thefour.fca.org](http://thefour.fca.org)



## PHOTO BOOTH: #No Filter

Invite people passing by to have their picture taken in your Photo Booth and ask them if they were to put a hashtag, which one they would choose. You can give them examples such as blessed, happy, powerful, hopeful, sad, uncertain, lonely etc. Take a picture for them and then ask them why they chose that specific hashtag.

**MATERIALS:** Instagram picture frame, different hashtag labels.



## PROTESTS:

**BANNERS:** Make a banner of a peaceful protesting sentence and march with it. (Ex: Greenpeace Saves Whales, Jesus Saves You)





**PEOPLE HOLDING SIGNS:** Stand with signs that say what you're against (ex: Against the War/ Against Women Abuse/ Against Fatherlessness...) Use the signs to steer the conversations on these real issues (war, abuse, hate, racism, global warming, etc.) toward what the Kingdom perspective is. (Ask people what they think about these issues and how they think the world got to this place... then share the Kingdom perspective and offer to pray for them.)

\*These require a larger group of people and you might need or want to ask permission from local authorities.

**MATERIALS:** banners, signs, cables, pins, poles from which to hang the banners and signs.



**PROTEST CONCERT:** Have a band (like The Unrest) play music. Between songs and through the lyrics, lead the people into a protest mindset. The idea is to never be “against” the behaviors and attitudes of your audience. Instead fight alongside them for something they are passionate about by adding a Kingdom perspective to the fight. Invite them to real change: A Change of Heart.



## INSTALLATIONS:


**ART EXHIBITION:** You may want to choose a theme for your exhibition. It can be photography, painting, or an installation. The idea is to invite people to interact with the art and the artist: leading to a conversation on the topic and giving it a gospel perspective.

**MATERIALS:** a structure to exhibit the art (easels, rope, billboards...). If you are having the exhibition at night you may want to invest in lights or torches to showcase the art and catch the eye of people passing by.



**LIVE GRAFFITI:** A Live Graffiti Painting is both eye-catching and useful in engaging with the audience. You may choose a theme to fit with the rest of your outreach activities in order to enhance visibility and the impact in that neighborhood.

**MATERIALS:** industrial plastic wrapping (You will need to stretch it as much as you can in order to have a useable surface.), graffiti spray-cans, a blade to cut the graffiti down at the end if you do not want to leave it behind or if authorities ask you to take it down.



**BIBLE CARPET:** Lay out a collection of Christian books and Gospels next to one of the art installations or the “Take and Leave” table. The goal is not mass distribution, but to offer them as a gift to people with whom the team interacts.



**THE DEAD BODY:** Draw a silhouette of a dead body on the ground. You may want to surround it with LED lights or torches. On one side, place a sign with words of death (depression, addiction, suicide, death, sickness...). On the other side, place a sign with words of life (life, joy, freedom, acceptance...).

You can then invite people to interact with the installation, asking them on which side they see themselves.



## FLASHMOB:

**WHITE MASKS:** Have your team wear white masks and walk through the city square. At the first signal, have them gather in the same place and then freeze. At the second signal, have them fall to the ground.

Soon after, have someone rise from the group, take off his or her mask, and share a testimony or thought about how we all go through life hiding who we truly are. (Ex. “We all hide our emotions and flaws under a mask or social media filter. But God sees to the heart and He loves us unconditionally - no matter what lies under that mask.”).

At the end of the proclamation, have the speaker invite people to talk with the team. At that moment have everyone wearing a mask stand up and start interacting with the audience.

**MATERIALS:** white masks, megaphone/ microphone (optional).



**COFFIN FLASHMOB:** Carry a coffin in a slow procession, inviting people to follow you along the way. Have everyone wear white masks, except for one girl wrapped in chains. Make it look like she is being taken by force. Have one person in the back of the procession follow with a speaker playing an ominous track (ex: the Resident Evil theme song). Once you've gathered enough attention, lay the coffin down and start the performance. Bring the girl in chains to the front as if she is about to be executed. But have someone who has been standing in the crowd step up and save the girl, offering to be executed in her stead. (This person is the representation of Jesus.) Have the team who carried the coffin grab him and pretend to kill him, laying him in the coffin and covering it with a black sheet. Then have the person rise up from the coffin while all the other masked actors fall to the ground. As he steps out of the coffin, have him share the gospel message.



## FIND OUT MORE ABOUT STEIGER

Steiger International is a worldwide mission organization that mobilizes followers of Jesus to reach young people who would not walk into a church.

What started out as a dynamic ministry reaching young people of Amsterdam has grown into a worldwide mission organization called to reach and disciple the Global Youth Culture for Jesus.

Today, we are active in over 100 cities around the globe and bridge the gap between the Church and the Global Youth Culture by establishing Steiger City Teams.

A Steiger City Team is a catalytic force for engaging secularized culture with four key objectives, we:

1. Equip and unify the local church to effectively reach young people of their communities.
2. Raise up the next generation of Christian leaders and influencers.
3. Transform the culture by being relationally present and engaging in bold, creative evangelism in the secular scene.
4. Multiply the impact by fostering a culture of “disciples who make disciples, who make disciples”.

Thousands of lives are being transformed all over the world by the power of the Gospel. Jesus said there is a great harvest and few workers. Will you join us as we bring the love of Jesus to the Global Youth Culture?

**[www.steiger.org](http://www.steiger.org)**

**@steigerinternational** on Instagram

**JOIN THE MOVEMENT!**



**STEIGER MISSION SCHOOL:**  
<https://steiger.org/join-us/sms>

This is our 5-week missionary training program to reach the Global Youth Culture, which happens at the Steiger International Center in Germany. The SMS is intended for people with a wide variety of gifting and background, who feel called to join Steiger's mission to reach and disciple the Global Youth Culture for Jesus.



**BRING STEIGER TO YOUR CHURCH:**  
[www.steiger.org/bring-steiger](http://www.steiger.org/bring-steiger)

Steiger's desire is to serve, strengthen, and support the local church. We help you ignite your church with a passion for the lost and provide the training, tools, and practical opportunities for impacting the next generation of your city.



By attending our training and getting involved, you can start a Steiger City Team in your city!

**STAY CONNECTED!**

We would love to be connected with you and keep you posted with our trainings, events and evangelism activities around Europe.



